












# PMEX UPDATE

<p><b>SELL</b></p>  <p><b>CRUDE10-JY26</b> 93.02 <span style="color: red;">-0.02%</span> Expiry 19/Jun/26 Remaining 14 Days</p> <p><b>Entry</b> 93.92 - 93.42</p> <p><b>Stoploss</b> 94.72</p> <p><b>Take Profit</b> 92.73 - 91.73</p>	<p><b>SELL</b></p>  <p><b>NGAS1K-Jy26</b> 3.2870 <span style="color: red;">-1.47%</span> Expiry 25/Jun/26 Remaining 20 Days</p> <p><b>Entry</b> 3.31 - 3.3</p> <p><b>Stoploss</b> 3.34</p> <p><b>Take Profit</b> 3.26 - 3.24</p>	<p><b>BUY</b></p>  <p><b>GO1OZ-AU26</b> 4,493.72 <span style="color: red;">-0.25%</span> Expiry 29/Jul/26 Remaining 54 Days</p> <p><b>Entry</b> 4496 - 4498</p> <p><b>Stoploss</b> 4484.00</p> <p><b>Take Profit</b> 4508 - 4516</p>	<p><b>SELL</b></p>  <p><b>SL10-JY26</b> 73.11 <span style="color: red;">-2.05%</span> Expiry 26/Jun/26 Remaining 21 Days</p> <p><b>Entry</b> 73.56 - 73.33</p> <p><b>Stoploss</b> 74.12</p> <p><b>Take Profit</b> 72.74 - 72.17</p>
<p><b>SELL</b></p>  <p><b>PLATINUM5-JY26</b> 1,898.70 <span style="color: red;">-0.06%</span> Expiry 26/Jun/26 Remaining 21 Days</p> <p><b>Entry</b> 1908 - 1903</p> <p><b>Stoploss</b> 1915.00</p> <p><b>Take Profit</b> 1892 - 1885</p>	<p><b>SELL</b></p>  <p><b>COPPER-JY26</b> 6.4503 <span style="color: red;">-1.30%</span> Expiry 22/Jun/26 Remaining 17 Days</p> <p><b>Entry</b> 6.47 - 6.45</p> <p><b>Stoploss</b> 6.50</p> <p><b>Take Profit</b> 6.42 - 6.4</p>	<p><b>SELL</b></p>  <p><b>ICOTTON-JY26</b> 77.81 <span style="color: red;">-0.87%</span> Expiry 22/Jun/26 Remaining 17 Days</p> <p><b>Entry</b> 78.11 - 77.9</p> <p><b>Stoploss</b> 78.51</p> <p><b>Take Profit</b> 77.29 - 76.89</p>	<p><b>SELL</b></p>  <p><b>DJ-JU26</b> 51,726 <span style="color: green;">0.11%</span> Expiry 17/Jun/26 Remaining 12 Days</p> <p><b>Entry</b> 51619 - 51597</p> <p><b>Stoploss</b> 51697.00</p> <p><b>Take Profit</b> 51477 - 51390</p>
<p><b>SELL</b></p>  <p><b>SP500-JU26</b> 7,565 <span style="color: red;">-0.48%</span> Expiry 17/Jun/26 Remaining 12 Days</p> <p><b>Entry</b> 7586 - 7578</p> <p><b>Stoploss</b> 7600.00</p> <p><b>Take Profit</b> 7560 - 7545</p>	<p><b>SELL</b></p>  <p><b>NSDQ100-JU26</b> 30,155 <span style="color: red;">-1.09%</span> Expiry 17/Jun/26 Remaining 12 Days</p> <p><b>Entry</b> 30320 - 30266</p> <p><b>Stoploss</b> 30403.00</p> <p><b>Take Profit</b> 30103 - 29981</p>	<p><b>SELL</b></p>  <p><b>GOLDUSDJPY-JY26</b> 159.86 <span style="color: red;">-0.06%</span> Expiry 26/Jun/26 Remaining 21 Days</p> <p><b>Entry</b> 159.93 - 159.89</p> <p><b>Stoploss</b> 156.05</p> <p><b>Take Profit</b> 159.78 - 159.68</p>	<p><b>SELL</b></p>  <p><b>GOLDEURUSD-JY26</b> 1.1639 <span style="color: green;">0.24%</span> Expiry 26/Jun/26 Remaining 21 Days</p> <p><b>Entry</b> 1.1654 - 1.165</p> <p><b>Stoploss</b> 1.167</p> <p><b>Take Profit</b> 1.1631 - 1.1617</p>

## Major Headlines

### Oil prices eases, but on track for weekly gain, amid Middle East tensions

Oil prices dipped slightly on Friday after Oman announced that operations at Mina al Fahal port were back to normal following reports that oil loadings had been halted after an explosion. According to Reuters, citing people familiar with the matter, the explosion occurred between single-buoy mooring 1 and 2 berths because of an alleged drone attack. It was not clear when the strike took place, Reuters said, adding that LSEG data showed several supertankers anchored off the port.

### Gold prices on pace for weekly loss amid Iran tensions; U.S. payrolls awaited

Gold prices edged lower on Friday, leaving them on track for a weekly decline, as Middle East tensions kept oil prices elevated and fueled ongoing concerns over a burst of inflation. By 06:19 ET (10:19 GMT), spot gold had slipped by 0.2% to \$4,465.54 an ounce, while gold futures had dropped by 0.3% to \$4,492.72 an ounce. Over the past one-week period, spot gold has retreated by 1.6%, weighed down by indications that a peace deal between the U.S. and Iran which would reopen the Strait of Hormuz was not imminent.

### Citi warns global stock markets are the frothiest since 2008

Global equity markets are showing their highest level of froth since the financial crisis, though conditions have not yet reached the point of outright overexuberance, Citi told investors in a note on Friday, maintaining a constructive stance while flagging rising risks. Analyst Beata Manthey stated that Citi's proprietary Bear Market Checklist now stands at 10 out of 18 flags globally, its highest reading since the global financial crisis. The U.S. scores 11.5 out of 18, while Europe registers 5 out of 18. "The BMC is now at its frothiest level since the GFC, with flags rising steadily," Manthey wrote.

### USD/JPY Price Forecast: Consolidates near 160.00 as US NFP takes center stage

The USD/JPY pair trades in a tight range around 160.00 during the European trading session on Friday. The pair wobbles as investors await the United States (US) Nonfarm Payrolls (NFP) data for May, which will be published at 12:30 GMT. Investors will closely monitor the employment data to get fresh cues regarding the Federal Reserve's (Fed) monetary policy outlook.

### Eurozone Retail Sales contract more-than-expected: What weak Retail Sales mean for EUR/USD

The Eurozone Retail Sales data for April declines at a faster pace of 0.4% in April, compared to the 0.3% contraction expected. In March, the Retail Sales data, a key measure of consumer spending, rose by 0.8%, revised sharply higher from 0.1% decline. On an annualized basis, the consumer spending measure grew by 1%, faster than 0.3% estimates, but slower than the previous reading of 2.1%, revised higher from 1.2%.

## Economic Calendar

Event	Date	Time	Currency	Importance	Actual	Forecast	Previous
Average Hourly Earnings (MoM) (May)	5/6/2026	5:30 PM	US	High volatility		0.30%	0.20%
Nonfarm Payrolls (May)	5/6/2026	5:30 PM	US	High volatility		85K	115K
Unemployment Rate (May)	5/6/2026	5:30 PM	US	High volatility		4.30%	4.30%

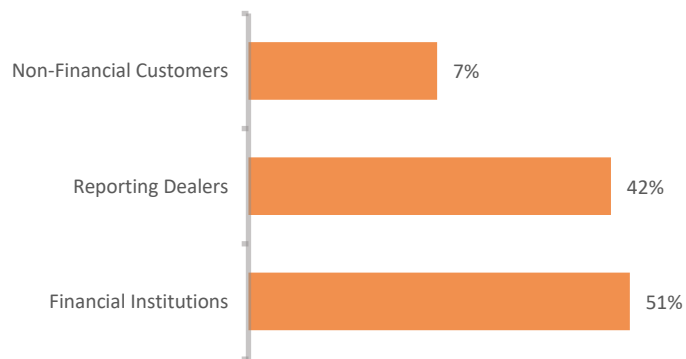
# FOREX MARKETS' STATISTICS

### Forex Market Hours

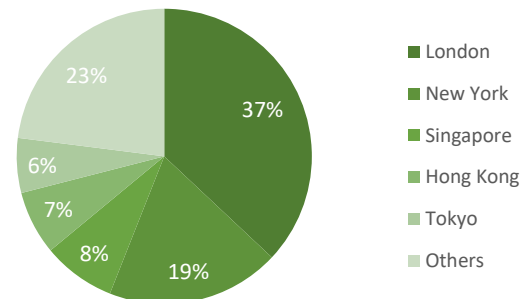


Note: This chart shows the normal forex trading times of all the major forex trading centers across the globe in Pakistan Standard Time.

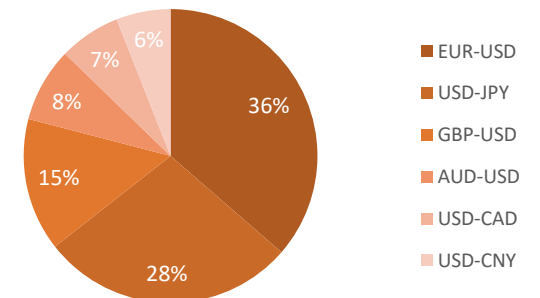
### Forex Turnover by Counterparty



### Markets' Share in Total Forex Turnover



### Most Traded Currency Pairs



Sources: ACPL Research, Forexmarkethours, Dailyfx, Ig

# DISCLAIMER

This report has been prepared by Abbasi and Company (Private) Limited and is provided for information purposes only. Abbasi and Company (Private) Limited (ACPL) is engaged in brokerage business of commodities futures in Pakistan and to provide the trading/ execution facility on Pakistan Mercantile Exchange (PMEX). There is risk of loss in trading in derivatives (futures). The author, directors and other employees of Abbasi and Company (Private) Limited and its affiliates cannot be held responsible for any loss in trading. Futures; futures on margin carries a high level of risk and may not be suitable for all investors. The high degree of leverage can work against the investor/ traders. Before deciding to invest in Commodity derivatives, you should carefully consider your investment objectives, level of experience, and risk appetite. The possibility exists that you could sustain a loss of some or all of your initial investment and therefore you should not invest money that you cannot afford to lose. You should be aware of all the risks associated with futures trading in commodities and other financial products. We take no responsibility for any loss made in investment on any instruments through us. In any event Abbasi and Company (Private) Limited, its affiliates, agents will not be liable to anyone for any decision made or action taken for investment/trading. Abbasi and Company (Private) Limited, its affiliates, directors and employees cannot be held responsible for any loss in trading due to any problem in connectivity; failure of system; technical problem in the software or any other reason whatever.

All the reports/ recommendations/ trading calls/ opinions are advisory in nature and contains the opinions of the author, which are not to be construed as investment advices. The author, directors and other employees of Abbasi and Company (Private) Limited and its affiliates cannot be held responsible for the accuracy of the information presented herein or for the results of the positions taken based on the opinions expressed in the reports/ views from Abbasi and Company (Private) Limited. All the views/ recommendations/ trading calls and opinions are based on the information, which are believed to be accurate and no assurance can be given for the accuracy of these information.

Derivatives trading involve substantial risk. The valuation of the underlying may fluctuate, and as a result, clients may lose their entire original investment. In no event should the content of this research report be construed as an express or an implied promise, guarantee or implication by, or from, Abbasi and Company (Private) Limited that you will profit or that losses can, or will be, limited in any manner whatsoever. Past results are no indication of future performance. The information provided in this report is intended solely for informative purposes and is obtained from sources believed to be reliable. Information is in no way guaranteed. No guarantee of any kind is implied or possible where projections of future conditions are attempted. Investments in securities market are subject to market risks, read all the related documents carefully before investing.

All rights reserved by Abbasi and Company (Private) Limited. This report or any portion hereof may not be reproduced, distributed, or published by any person for any purpose whatsoever. Nor can it be sent to a third party without prior consent of Abbasi and Company (Private) Limited. Action could be taken for unauthorized reproduction, distribution, or publication.

The research analyst, primarily involved in the preparation of this report, certifies that (1) the views expressed in this report accurately reflect his/her personal views about the subject commodity/index /currency pair and (2) no part of his/her compensation was, is or will be directly or indirectly related to the specific recommendations or views expressed in this report.

## DISCLOSURE

Following exchange rates are used to convert investment and profit values:

- USD/PKR: 280.10
- JPY/PKR: 1.97

To arrive at our Target Price, Abbasi & Company (Private) Limited uses following methods:

- Technical Analysis
- Fundamental Analysis

Furthermore, profit and returns are inclusive of all expenses including PMEX Fee, ACPL Fee & Sales Tax

## RESEARCH DISSEMINATION POLICY

Abbasi & Company (Private) Limited endeavors to make all reasonable efforts to disseminate research to all eligible clients in a timely manner through either physical or electronic distribution such as email, fax mail etc. Nevertheless, all clients may not receive the material at the same time.

### PREPARED BY

Muhammad Rashid Nawaz  
Phone: (+92) 42 38302028  
Ext: 118  
Email: [umairjaved@abbasiandcompany.com](mailto:umairjaved@abbasiandcompany.com)

### RESEARCH DEPARTMENT

6 - Shadman, Lahore  
Phone: (+92) 42 38302028; Ext: 116, 117  
Email: [research@abbasiandcompany.com](mailto:research@abbasiandcompany.com)  
web: [www.abbasiandcompany.com](http://www.abbasiandcompany.com)

### HEAD OFFICE

6 - Shadman, Lahore  
Phone: (+92) 42 38302028  
Email: [support@abbasiandcompany.com](mailto:support@abbasiandcompany.com)  
web: [www.abbasiandcompany.com](http://www.abbasiandcompany.com)